



IntelliClip[®] Targeted Grid Placement Technology

Edgetech manufactures IntelliClip muntin end clips with its targeted grid placement technology that removes the opportunity for misaligned grids due to operator error.

IntelliClips will save you time and money while providing these other great features and benefits:

- **Proven Patented Technology** – IntelliClips are produced with industry tested and proven polymers for clean IG performance.
- **Unique Fin Design** – Offers quick, secure placement of grids into pre-notched locations on spacer. Fin design centers muntins within the airspace.
- **Secure Anchoring System** – Ensures that the end clip will stay securely in the muntin bar and in the spacer system.
- **Improved Quality** – Muntin bar location slit can be automatically produced as the spacer is robotically applied to the glass with razor-edge accuracy.
- **Pleasing Aesthetic Appearance** – Translucent plastic profile available and minimum exposed surface area keeps focus on the window design and not on the clip.
- **Size and Color Options** – IntelliClips are available in a variety of sizes and for the full range of air spaces. Minimum order of one box per size (5,000 pieces).

Metal Clips

Clips for any application (Manual, Semi-automated or Fully-automated)

A					B					C					D				
Rolled Formed Muntin Bar Style & Sizes	Part #	Offset	Color	Accessories & Options	Rolled Formed Muntin Bar Style & Sizes	Part #	Offset	Color	Accessories & Options	Rolled Formed Muntin Bar Style & Sizes	Part #	Offset	Color	Accessories & Options	Rolled Formed Muntin Bar Style & Sizes	Part #	Offset	Color	Accessories & Options
	1	N,S,M,L	C,B,W	SW-CON,SW,BT,IT															
	2	N,S,M,L	C,B,W	SW-CON,SW,BT,IT															
	9	N,S,M,L	C,B,W	BT,IT		6	N,S,M,L	C,B,W	SW-CON,SW,BT,IT										
	42	S,M,L	C,B,W	BT,IT,BIT		4	N,S,M,L	C,B,W	BT,IT,BIT										
	38	S,M,L	C,B,W	BT,IT,BIT		7	N,S,M,L	C,B,W	SW-CON,SW,BT,IT,BIT										
	18	N,S,M,L	C,B,W	BT,IT,BIT		10	N,S,M,L	C,B,W	SW-CON,SW,BT,IT,BIT										
	3	N,S,M,L	C,B,W	SW-CON,SW,BT,IT,BIT		15	N,S,M,L	C,B,W	BT,IT,BIT										
	4	N,S,M,L	C,B,W	STB3,STB5,SW,SW-CON,MPS4,BT,IT,BIT		23	N,S,M,L	C,B,W	BT,IT										
	5	N,S,M,L	C,B,W	SW,SW-CON,BT,IT,BIT		12W	N,S,M,L	C,B,W	SW-CON,SW,BT,IT,BIT										
	11	S,M	C,B,W	BT,IT,BIT		12	N,S,M,L	C,B,W	SW-CON,SW,MPS5,BT,IT,BIT										
	14	S,M,L	C,B,W	SW-CON,SW,MPS5,BT,IT,BIT	Extruded Muntin Bar Style & Sizes														
	13	S,M,L	C,B,W	SW-CON,SW,BT,IT,BIT		19	S,M,L	C,B,W	BT,IT,BIT										
	16	M	C,B,W	SW-CON,SW,BT,IT,BIT		7F	S,M,L	C,B,W	SW-CON,SW,BT,IT,BIT										
	21	N,S,M,L	C,B,W	SW-CON,SW,MPS5,BT,IT,BIT		12A	S,M,L	C,B,W	SW-CON,SW,BT,IT,BIT										
	10	N,S,M,L	C,B,W	SW-CON,SW,BT,IT,BIT		4E	S,M,L	C,B,W	SW-CON,SW,BT,IT,BIT										
	6	N,S,M,L	C,B,W	SW-CON,SW,BT,IT,BIT		4	S,M,L	C,B,W	SW-CON,SW,BT,IT,BIT										
	7	N,S,M,L	C,B,W	SW-CON,SW,MPS4,BT,IT,BIT		20	N,S,M,L	C,B,W	SW-CON,SW,BT,IT,BIT										
	8	N,S,M,L	C,B,W	SW-CON,SW,BT,IT,BIT		7E	N,S,M,L	C,B,W	SW-CON,SW,BT,IT,BIT										
	12A	N,S,M,L	C,B,W	SW-CON,SW,MPS5,BT,IT,BIT	Solid Vinyl Muntin Bar														
	12H	N,S,M,L	C,B,W	SW-CON,SW,MPS5,BT,IT,BIT		17	S,M,L	C,B,W	BT										

Plastic Clips

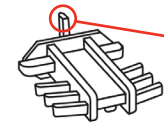
Warm Edge Clips for Fully-automated application

A					B					C					D				
Warm Edge Muntin Bar Style & Sizes	Part #	Offset	Color	Accessories & Options	Warm Edge Muntin Bar Style & Sizes	Part #	Offset	Color	Accessories & Options	Warm Edge Muntin Bar Style & Sizes	Part #	Offset	Color	Accessories & Options	Warm Edge Muntin Bar Style & Sizes	Part #	Offset	Color	Accessories & Options
	4	S,M,L	P	-															
	5	S,M,L	P	-															
	13	S,M,L	P	-															
	21	S,M,L	P	-															
	10	S,M,L	P	-															
	7	S,M,L	P	-															
	8	S,M,L	P	-															
	12	S,M,L	P	-															
	4	S,M,L	P	-															

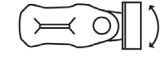
Warm Edge Clips for Manual or Semi-automated application

A					B					C					D				
Warm Edge Muntin Bar Style & Sizes	Part #	Offset	Color	Accessories & Options	Warm Edge Muntin Bar Style & Sizes	Part #	Offset	Color	Accessories & Options	Warm Edge Muntin Bar Style & Sizes	Part #	Offset	Color	Accessories & Options	Warm Edge Muntin Bar Style & Sizes	Part #	Offset	Color	Accessories & Options
	4	M	P,PBLK	BT															
	8	M	P,PBLK	BT															
	7	M	P,PBLK	BT															
	1	M	P,PBLK	BT															
	5	M	P,PBLK	BT															
	12A	M	P,PBLK	BT															
	10	M	P,PBLK	BT															


Accessories & Options




***IT - Plastic Indexable Tip**
*with targeted grid placement technology (automated lines only)



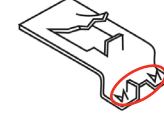
SW - Swivel Clip



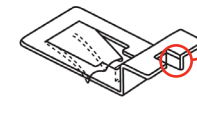
SW-CON - Swivel Connector



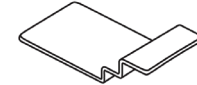
BT - Barb Tip



***BIT - Barbed Indexable Tip**
*with targeted grid placement technology (automated lines only)



IT - Indexable Tip




SB - Solid Body

Offset Notes

"N" Offset covers 1/4" to 3/8" air spaces
 "S" Offset covers 5/16" to 7/16" air spaces
 "M" Offset covers 1/2" to 5/8" air spaces
 "L" Offset covers 11/16" to 13/16" air spaces


Clip Colors

"C" Clear anodized finish
 "B" Bronze finish
 "W" White finish
 "P" Plastic, clear
 "PBLK" Plastic, black

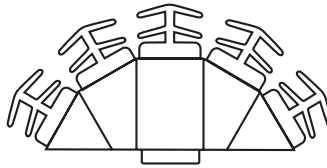


Starbursts


	A	B	C	D
Starburst	Part # & Offset	Clip Color	Size & Starburst Color	Accessories & Options
3/16" x 5/8"	4; N,S,M,L	C,W,B	STB-3; BRZ,FWN, TAN,SAND WT,CH	BT, BIT, IT
3/16" x 5/8"	4; N,S,M,L	C,W,B	STB-5; BRZ,FWN, TAN,SAND WT,CH	BT, BIT, IT



STB3 - Starburst 3 Way



STB5 - Starburst 5 Way



Starburst Colors

"BRZ" Bronze Finish
 "FWN" Fawn Finish
 "TAN" Tan finish
 "SAND" Sand Finish
 "WT" White Finish
 "CH" Champagne Finish

Ordering Information

Create an Intelliclip Part Number

- STEP 1** In box "A" below, enter muntin bar number from selection chart, column "A"
(for starbursts, enter Part # and Offset from column "A.")
- STEP 2** In box "B" below, enter offset size from selection chart column "B".
 See "Offset Notes" for help determining proper offset.
(for starbursts, enter Clip Color from column "B.")
- STEP 3** In box "C" below, enter color from selection chart column "C".
 See "Clip Colors" at right for help determining proper color.
(for starbursts, enter Size and Starburst Color from column "C.")
- STEP 4** In box "D" below, enter options from selection charts column "D"

For your convenience, you may fax your order to Edgetech at 740.439.0121. For pricing and further inquiries, contact Edgetech directly at 740.439.2338.

In some situations we may recommend samples of your muntin bar to be sent to us for determining the best fit for your application.

A	B	C	D
<input type="text"/>	<input type="text"/>	<input type="text"/>	<input type="text"/>